

ms Statendam

DECK PLANS & STATEROOMS

The deck plans are color-coded by category of stateroom, and the category letter precedes the stateroom number in each room. All staterooms are equipped with DVD player, flat-panel television, telephone and multi-channel music.

Important Note: Not all staterooms within each category have the same furniture configuration and/or facilities. Appropriate symbols within the rooms on the deck plans describe differences from the stateroom descriptions below.

All information is subject to change.

STATEROOM SYMBOL LEGEND

- Triple (2 lower beds, 1 sofa bed)
- Quad (2 lower beds, 1 sofa bed, 1 upper)
- △ Partial sea view
- × Fully obstructed view
- ◇ These staterooms have portholes instead of windows
- ★ Staterooms S030, BA200, BA202, L500, H501, H502, D563, FF829, FF831 are modified accessible, shower only with small step, step into bathroom, standard interior and exterior door size
- ♿ Staterooms C389, C390, G704, G706, G709 & G711, are wheelchair accessible, roll-in shower only, wheelchair-accessible doorways

OCEAN-VIEW STATEROOMS

E **EE** **F** **FF** **G** **H**

Large: 2 lower beds convertible to 1 queen-size bed, bathtub & shower.
Approximately 197 sq. ft.

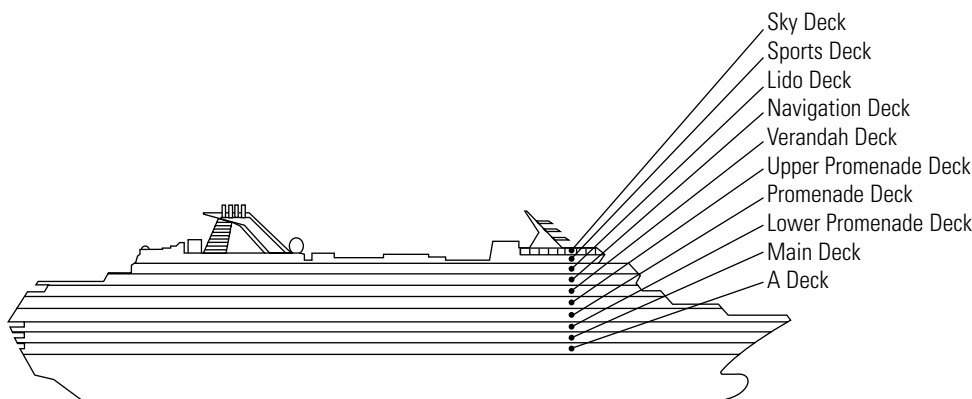
INTERIOR STATEROOMS

M **MM**

Large: 2 lower beds convertible to 1 queen-size bed, shower.
Approximately 182 sq. ft.

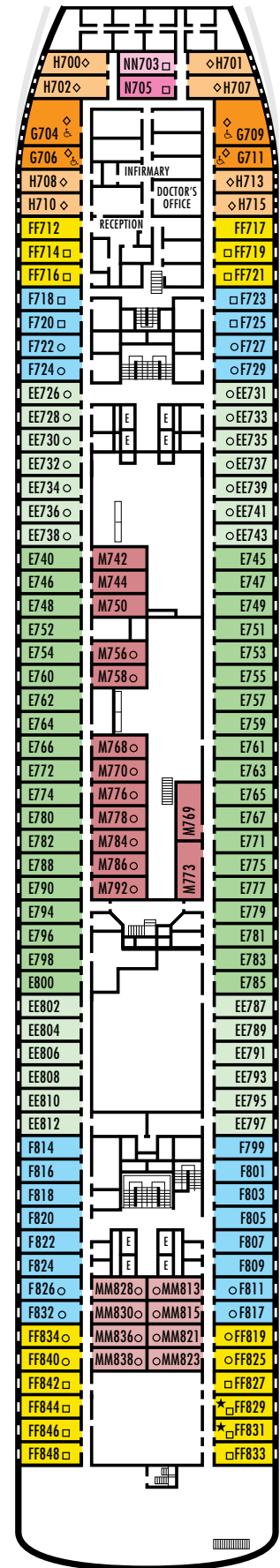
N **NN**

Standard: 2 lower beds convertible to 1 queen-size bed, shower.
Approximately 182 sq. ft.



DECK 4—A DECK

Staterooms 700–848



ms Statendam

DECK PLANS & STATEROOMS

The deck plans are color-coded by category of stateroom, and the category letter precedes the stateroom number in each room. All staterooms are equipped with DVD player, flat-panel television, telephone and multi-channel music.

Important Note: Not all staterooms within each category have the same furniture configuration and/or facilities. Appropriate symbols within the rooms on the deck plans describe differences from the stateroom descriptions below.

All information is subject to change.

STATEROOM SYMBOL LEGEND

- Triple (2 lower beds, 1 sofa bed)
- Quad (2 lower beds, 1 sofa bed, 1 upper)
- △ Partial sea view
- × Fully obstructed view
- ◇ These staterooms have portholes instead of windows
- ★ Staterooms S030, BA200, BA202, L500, H501, H502, D563, FF829, FF831 are modified accessible, shower only with small step, step into bathroom, standard interior and exterior door size
- ♿ Staterooms C389, C390, G704, G706, G709 & G711, are wheelchair accessible, roll-in shower only, wheelchair-accessible doorways

OCEAN-VIEW STATEROOMS

D **DA** **E** **G** **H**

Large: 2 lower beds convertible to 1 queen-size bed, bathtub & shower.
Approximately 197 sq. ft.

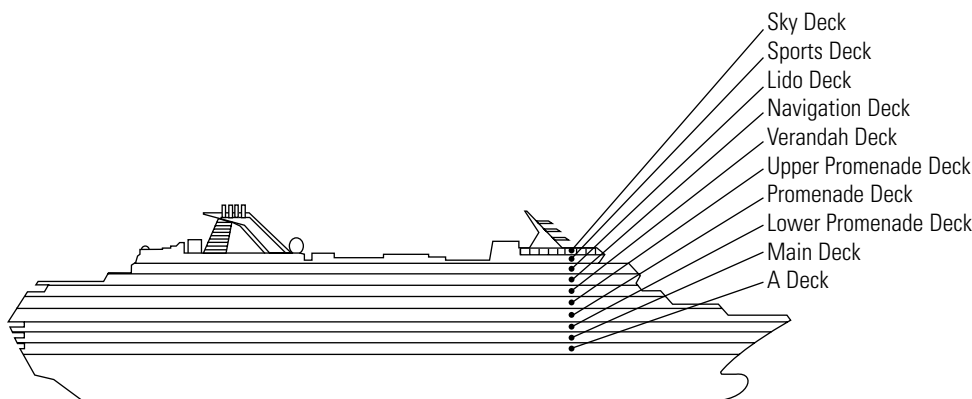
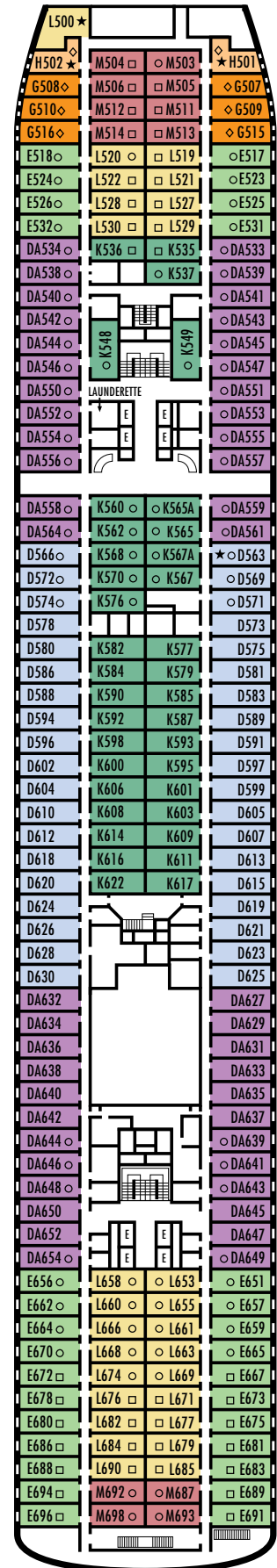
INTERIOR STATEROOMS

K **L** **M**

Large: 2 lower beds convertible to 1 queen-size bed, shower.
Approximately 182 sq. ft.

DECK 5—MAIN DECK

Staterooms 500–698



ms Statendam

DECK PLANS & STATEROOMS

The deck plans are color-coded by category of stateroom, and the category letter precedes the stateroom number in each room. All staterooms are equipped with DVD player, flat-panel television, telephone and multi-channel music.

Important Note: Not all staterooms within each category have the same furniture configuration and/or facilities. Appropriate symbols within the rooms on the deck plans describe differences from the stateroom descriptions below.

All information is subject to change.

STATEROOM SYMBOL LEGEND

- Triple (2 lower beds, 1 sofa bed)
- Quad (2 lower beds, 1 sofa bed, 1 upper)
- △ Partial sea view
- × Fully obstructed view
- ◇ These staterooms have portholes instead of windows
- ★ Staterooms S030, BA200, BA202, L500, H501, H502, D563, FF829, FF831 are modified accessible, shower only with small step, step into bathroom, standard interior and exterior door size
- ♿ Staterooms C389, C390, G704, G706, G709 & G711, are wheelchair accessible, roll-in shower only, wheelchair-accessible doorways

OCEAN-VIEW STATEROOMS

C **D** **DD**

Large: 2 lower beds convertible to 1 queen-size bed, bathtub & shower. All DD-category staterooms have partial sea views. Approximately 197 sq. ft.

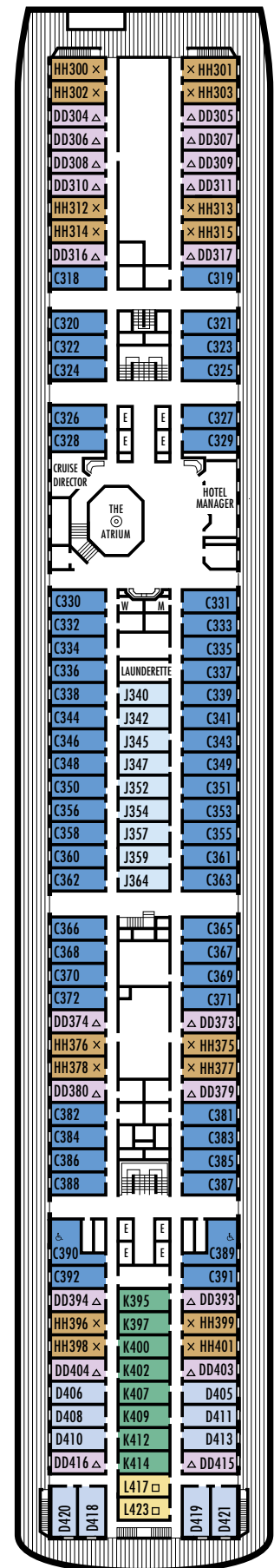
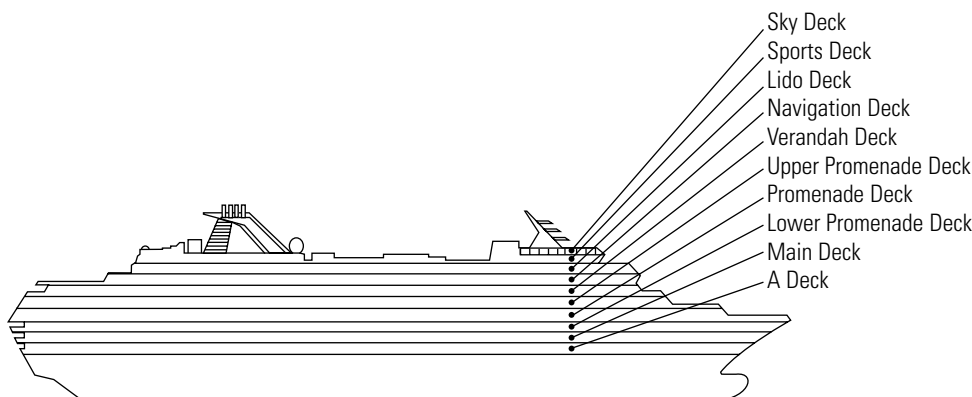
HH

Large: 2 lower beds convertible to 1 queen-size bed, bathtub & shower. All HH-category staterooms have fully obstructed views. Approximately 197 sq. ft.

INTERIOR STATEROOMS

J **K** **L**

Large: 2 lower beds convertible to 1 queen-size bed, shower. Approximately 182 sq. ft.



ms Statendam

DECK PLANS & STATEROOMS

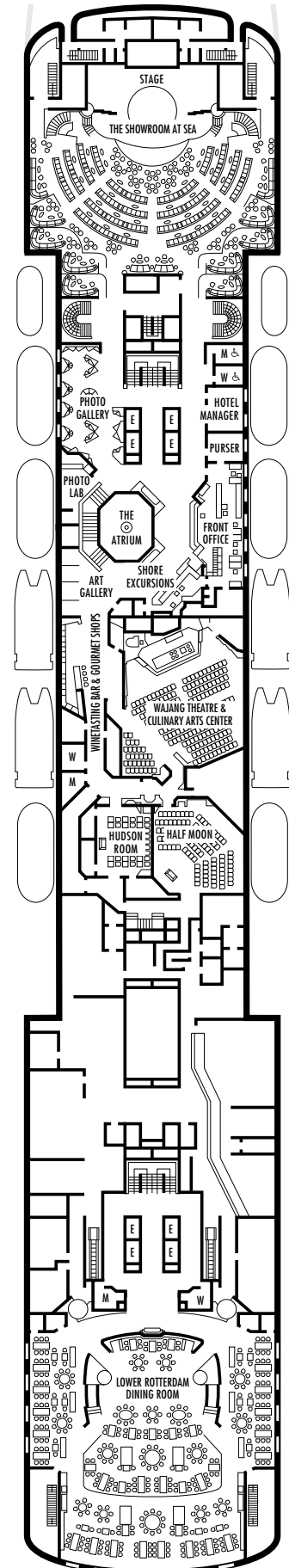
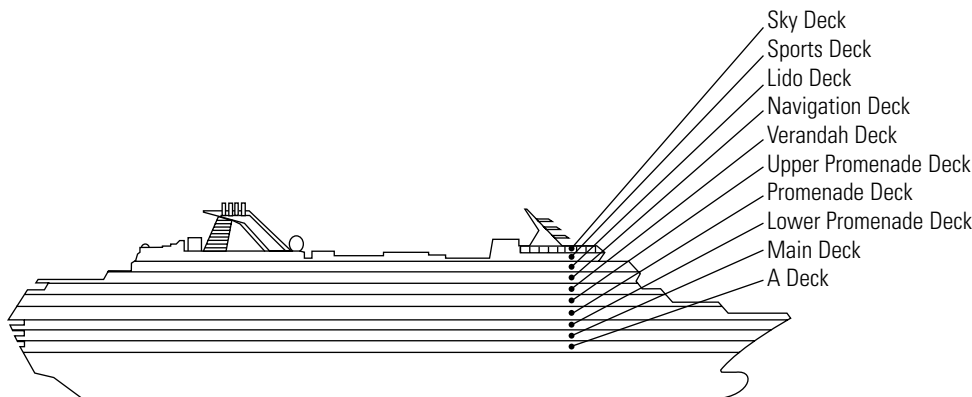
The deck plans are color-coded by category of stateroom, and the category letter precedes the stateroom number in each room. All staterooms are equipped with DVD player, flat-panel television, telephone and multi-channel music.

Important Note: Not all staterooms within each category have the same furniture configuration and/or facilities. Appropriate symbols within the rooms on the deck plans describe differences from the stateroom descriptions below.

All information is subject to change.

STATEROOM SYMBOL LEGEND

- Triple (2 lower beds, 1 sofa bed)
- Quad (2 lower beds, 1 sofa bed, 1 upper)
- △ Partial sea view
- × Fully obstructed view
- ◇ These staterooms have portholes instead of windows
- ★ Staterooms S030, BA200, BA202, L500, H501, H502, D563, FF829, FF831 are modified accessible, shower only with small step, step into bathroom, standard interior and exterior door size
- ♿ Staterooms C389, C390, G704, G706, G709 & G711, are wheelchair accessible, roll-in shower only, wheelchair-accessible doorways



ms Statendam

DECK PLANS & STATEROOMS

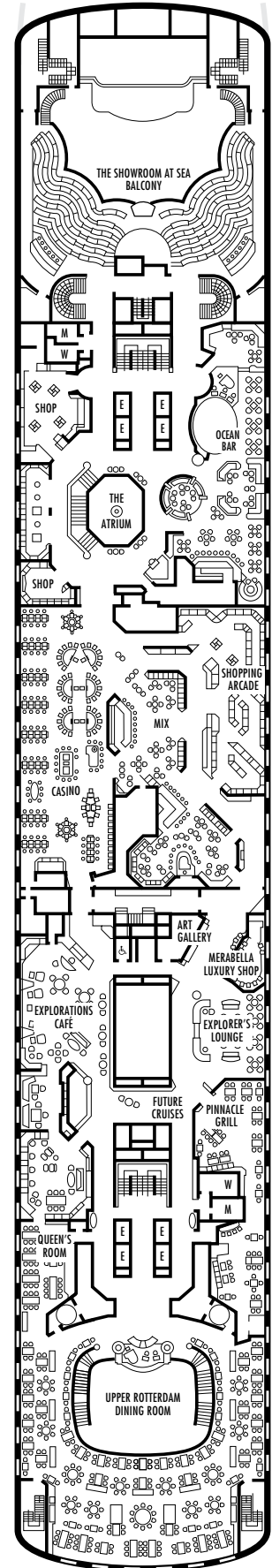
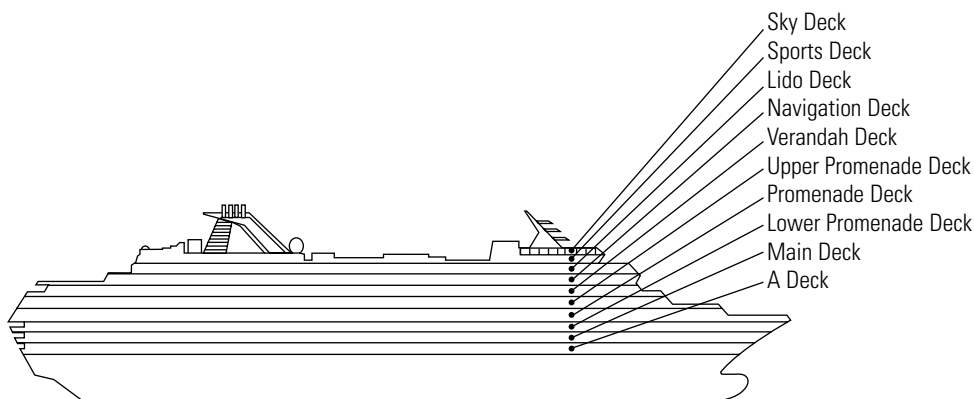
The deck plans are color-coded by category of stateroom, and the category letter precedes the stateroom number in each room. All staterooms are equipped with DVD player, flat-panel television, telephone and multi-channel music.

Important Note: Not all staterooms within each category have the same furniture configuration and/or facilities. Appropriate symbols within the rooms on the deck plans describe differences from the stateroom descriptions below.

All information is subject to change.

STATEROOM SYMBOL LEGEND

- Triple (2 lower beds, 1 sofa bed)
- Quad (2 lower beds, 1 sofa bed, 1 upper)
- △ Partial sea view
- × Fully obstructed view
- ◇ These staterooms have portholes instead of windows
- ★ Staterooms S030, BA200, BA202, L500, H501, H502, D563, FF829, FF831 are modified accessible, shower only with small step, step into bathroom, standard interior and exterior door size
- ♿ Staterooms C389, C390, G704, G706, G709 & G711, are wheelchair accessible, roll-in shower only, wheelchair-accessible doorways



ms Statendam

DECK PLANS & STATEROOMS

The deck plans are color-coded by category of stateroom, and the category letter precedes the stateroom number in each room. All staterooms are equipped with DVD player, flat-panel television, telephone and multi-channel music.

Important Note: Not all staterooms within each category have the same furniture configuration and/or facilities. Appropriate symbols within the rooms on the deck plans describe differences from the stateroom descriptions below.

All information is subject to change.

STATEROOM SYMBOL LEGEND

- Triple (2 lower beds, 1 sofa bed)
- Quad (2 lower beds, 1 sofa bed, 1 upper)
- △ Partial sea view
- × Fully obstructed view
- ◇ These staterooms have portholes instead of windows
- ★ Staterooms S030, BA200, BA202, L500, H501, H502, D563, FF829, FF831 are modified accessible, shower only with small step, step into bathroom, standard interior and exterior door size
- ♿ Staterooms C389, C390, G704, G706, G709 & G711, are wheelchair accessible, roll-in shower only, wheelchair-accessible doorways

VERANDAH SUITES

BQ* **B** **BA** **BB** **BC**

Verandah Suites: 2 lower beds convertible to 1 queen-size bed, whirlpool bath & shower, sitting area, private verandah, mini-bar, refrigerator, floor-to-ceiling windows. Approximately 292 sq. ft.

OCEAN-VIEW STATEROOMS

CQ*

Large: 2 lower beds convertible to 1 queen-size bed, bathtub & shower. Approximately 197 sq. ft.

INTERIOR STATEROOMS

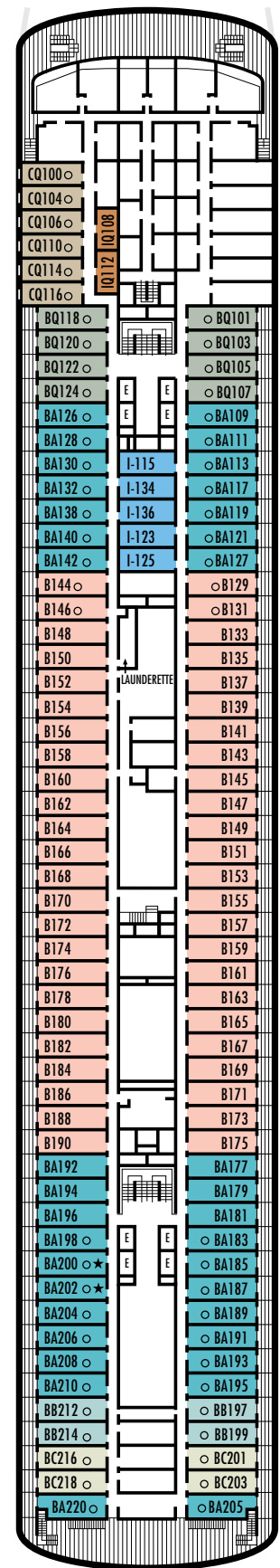
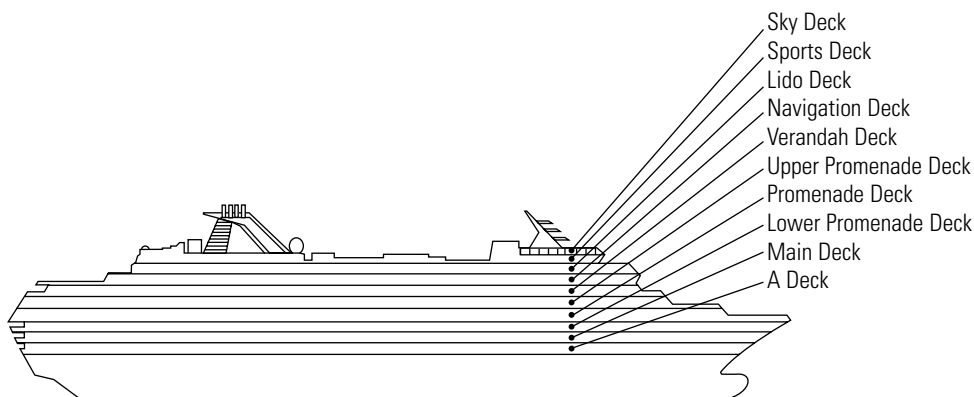
IQ*

Standard: 2 lower beds convertible to 1 queen-size bed, shower. Approximately 130 sq. ft.

I

Large: 2 lower beds convertible to 1 queen-size bed, shower. Approximately 182 sq. ft.

***Spa Suites & Staterooms.** Opt for the serenity of a new Spa Suite or Stateroom, featuring modern spa amenities.



ms Statendam

DECK PLANS & STATEROOMS

The deck plans are color-coded by category of stateroom, and the category letter precedes the stateroom number in each room. All staterooms are equipped with DVD player, flat-panel television, telephone and multi-channel music.

Important Note: Not all staterooms within each category have the same furniture configuration and/or facilities. Appropriate symbols within the rooms on the deck plans describe differences from the stateroom descriptions below.

All information is subject to change.

STATEROOM SYMBOL LEGEND

- Triple (2 lower beds, 1 sofa bed)
- Quad (2 lower beds, 1 sofa bed, 1 upper)
- △ Partial sea view
- × Fully obstructed view
- ◇ These staterooms have portholes instead of windows
- ★ Staterooms S030, BA200, BA202, L500, H501, H502, D563, FF829, FF831 are modified accessible, shower only with small step, step into bathroom, standard interior and exterior door size
- ♿ Staterooms C389, C390, G704, G706, G709 & G711, are wheelchair accessible, roll-in shower only, wheelchair-accessible doorways

VERANDAH SUITES

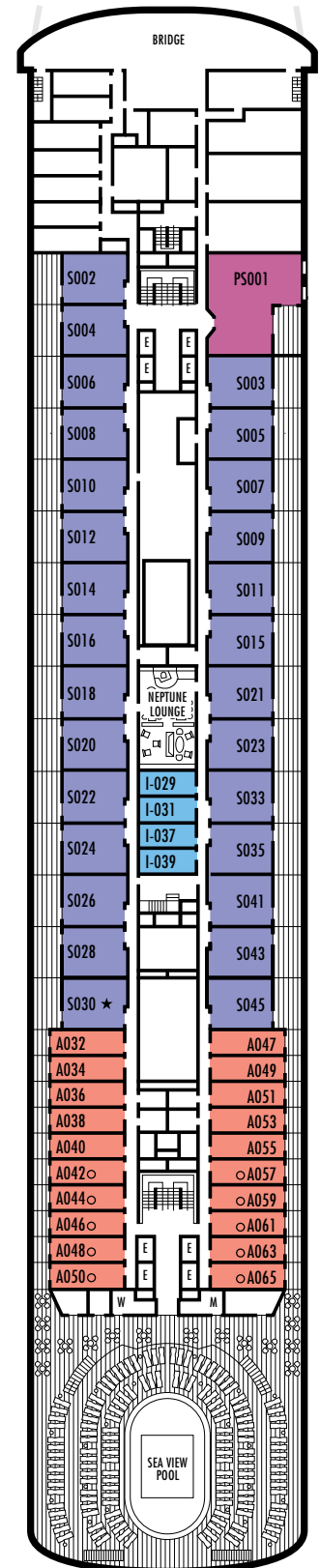
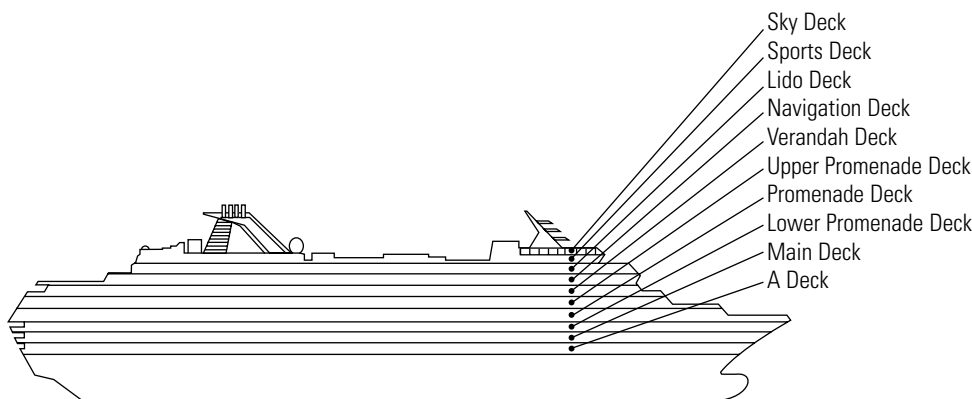
PS
Penthouse Verandah Suite: Bedroom with 1 king-size bed, oversize whirlpool bath & shower, living room, dining room, dressing room, private verandah, pantry, 1 sofa bed for 2 persons, mini-bar, refrigerator, guest toilet, floor-to-ceiling windows. Approximately 1,159 sq. ft.

S
Deluxe Verandah Suites: 2 lower beds convertible to 1 king-size bed, whirlpool bath & shower, large sitting area, dressing room, private verandah, 1 sofa bed for 2 persons, mini-bar, refrigerator, floor-to-ceiling windows. Approximately 556 sq. ft.

A
Verandah Suites: 2 lower beds convertible to 1 queen-size bed, whirlpool bath & shower, sitting area, private verandah, mini-bar, refrigerator, floor-to-ceiling windows. Approximately 292 sq. ft.

INTERIOR STATEROOMS

I
Large: 2 lower beds convertible to 1 queen-size bed, shower. Approximately 182 sq. ft.



ms Statendam

DECK PLANS & STATEROOMS

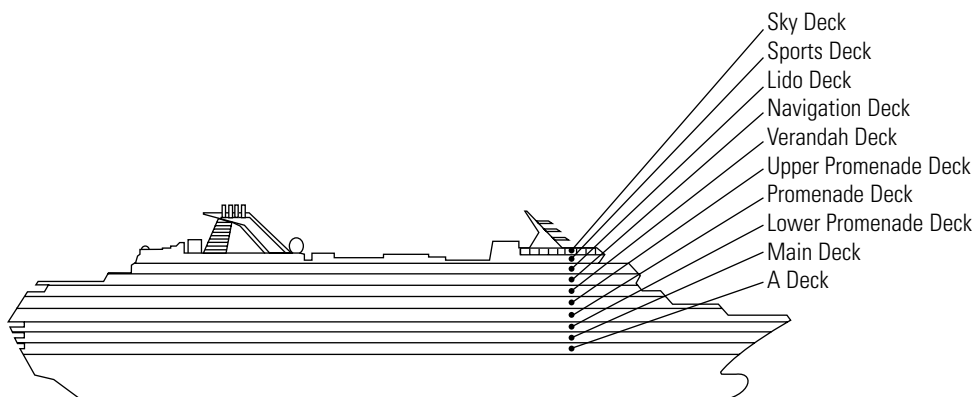
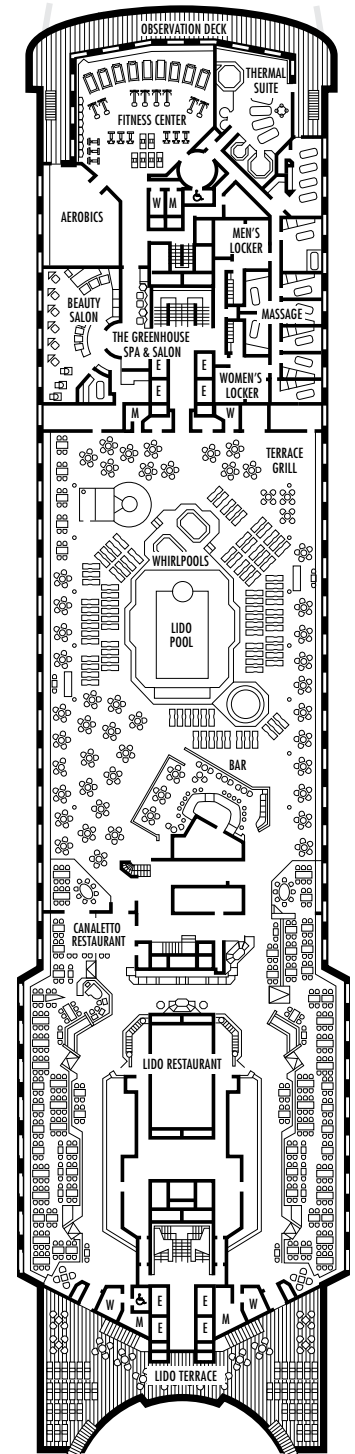
The deck plans are color-coded by category of stateroom, and the category letter precedes the stateroom number in each room. All staterooms are equipped with DVD player, flat-panel television, telephone and multi-channel music.

Important Note: Not all staterooms within each category have the same furniture configuration and/or facilities. Appropriate symbols within the rooms on the deck plans describe differences from the stateroom descriptions below.

All information is subject to change.

STATEROOM SYMBOL LEGEND

- Triple (2 lower beds, 1 sofa bed)
- Quad (2 lower beds, 1 sofa bed, 1 upper)
- △ Partial sea view
- × Fully obstructed view
- ◇ These staterooms have portholes instead of windows
- ★ Staterooms S030, BA200, BA202, L500, H501, H502, D563, FF829, FF831 are modified accessible, shower only with small step, step into bathroom, standard interior and exterior door size
- ♿ Staterooms C389, C390, G704, G706, G709 & G711, are wheelchair accessible, roll-in shower only, wheelchair-accessible doorways



ms Statendam

DECK PLANS & STATEROOMS

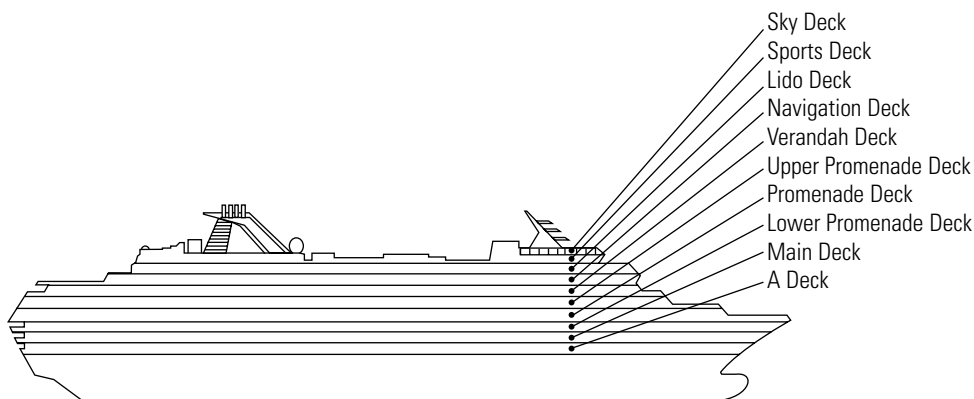
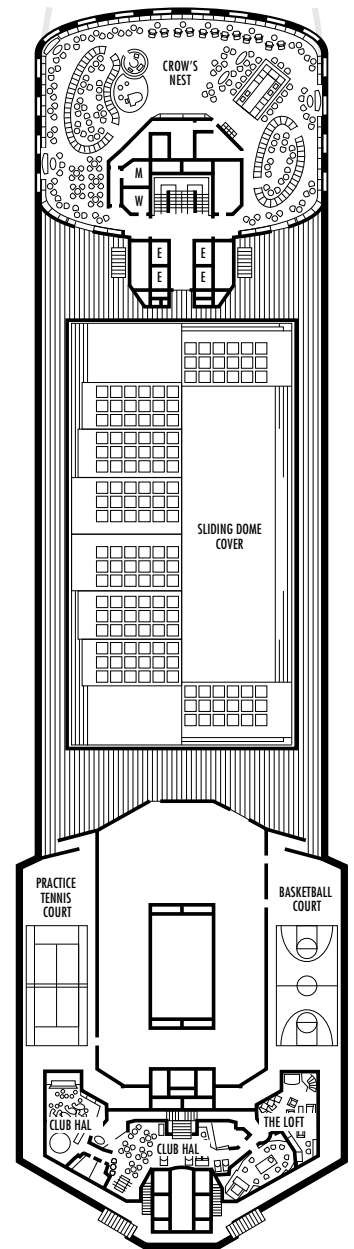
The deck plans are color-coded by category of stateroom, and the category letter precedes the stateroom number in each room. All staterooms are equipped with DVD player, flat-panel television, telephone and multi-channel music.

Important Note: Not all staterooms within each category have the same furniture configuration and/or facilities. Appropriate symbols within the rooms on the deck plans describe differences from the stateroom descriptions below.

All information is subject to change.

STATEROOM SYMBOL LEGEND

- Triple (2 lower beds, 1 sofa bed)
- Quad (2 lower beds, 1 sofa bed, 1 upper)
- △ Partial sea view
- × Fully obstructed view
- ◇ These staterooms have portholes instead of windows
- ★ Staterooms S030, BA200, BA202, L500, H501, H502, D563, FF829, FF831 are modified accessible, shower only with small step, step into bathroom, standard interior and exterior door size
- ♿ Staterooms C389, C390, G704, G706, G709 & G711, are wheelchair accessible, roll-in shower only, wheelchair-accessible doorways



ms Statendam

DECK PLANS & STATEROOMS

The deck plans are color-coded by category of stateroom, and the category letter precedes the stateroom number in each room. All staterooms are equipped with DVD player, flat-panel television, telephone and multi-channel music.

Important Note: Not all staterooms within each category have the same furniture configuration and/or facilities. Appropriate symbols within the rooms on the deck plans describe differences from the stateroom descriptions below.

All information is subject to change.

STATEROOM SYMBOL LEGEND

- Triple (2 lower beds, 1 sofa bed)
- Quad (2 lower beds, 1 sofa bed, 1 upper)
- △ Partial sea view
- × Fully obstructed view
- ◇ These staterooms have portholes instead of windows
- ★ Staterooms S030, BA200, BA202, L500, H501, H502, D563, FF829, FF831 are modified accessible, shower only with small step, step into bathroom, standard interior and exterior door size
- ♿ Staterooms C389, C390, G704, G706, G709 & G711, are wheelchair accessible, roll-in shower only, wheelchair-accessible doorways

